
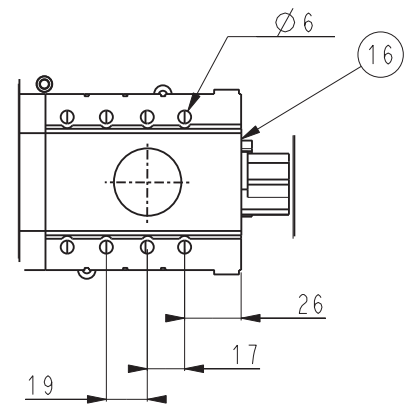
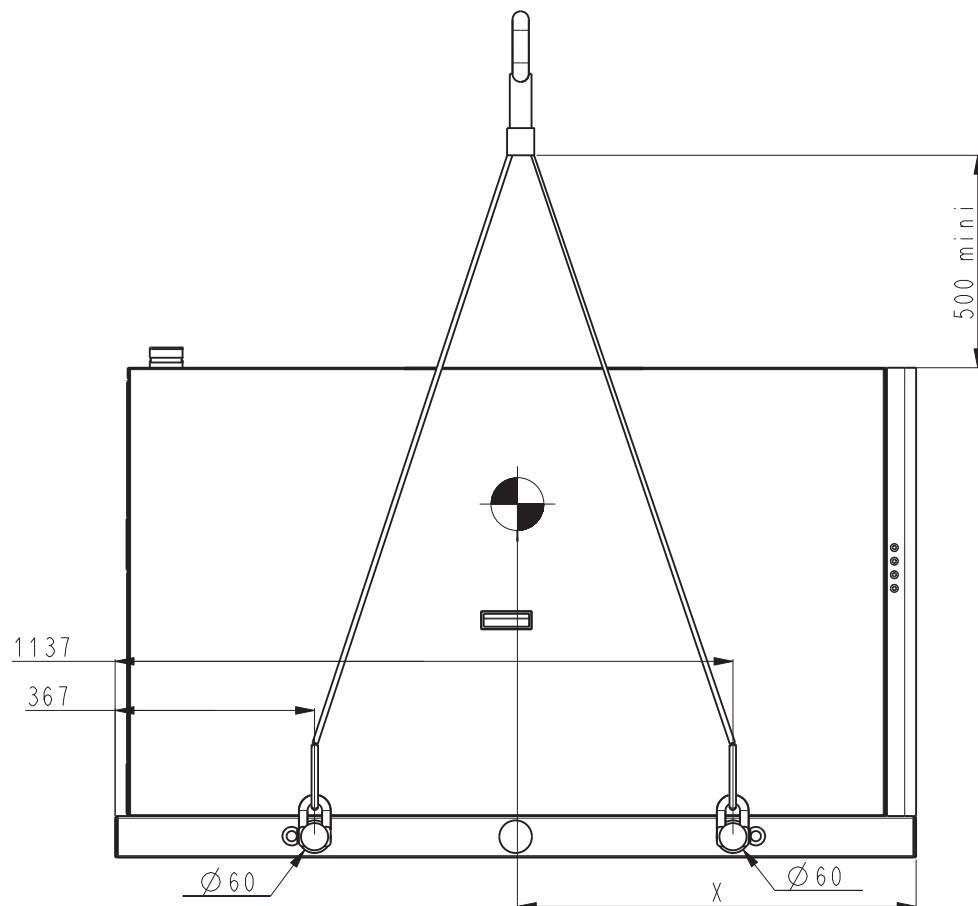
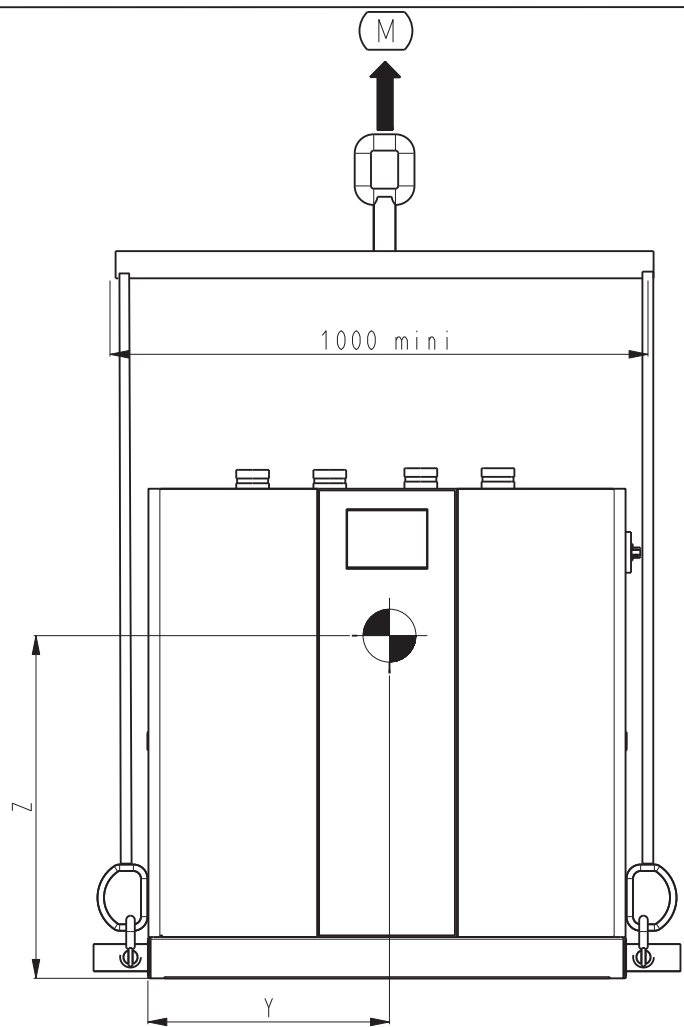
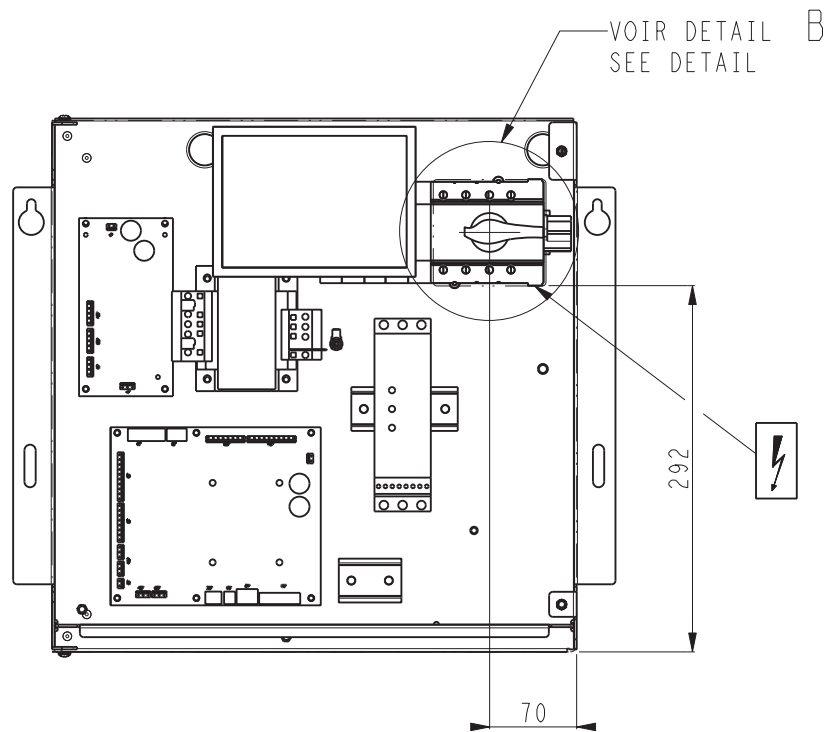
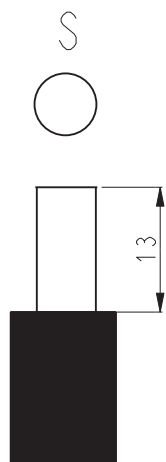
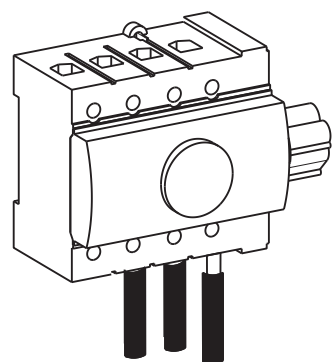


TOLERANCE ±10	LGP 0180 - 0300		DATE	Feuille Sheet 1/4 Indice B
	LG 0180 - 0300		17-Jul-2017	
		00DCG000246900		

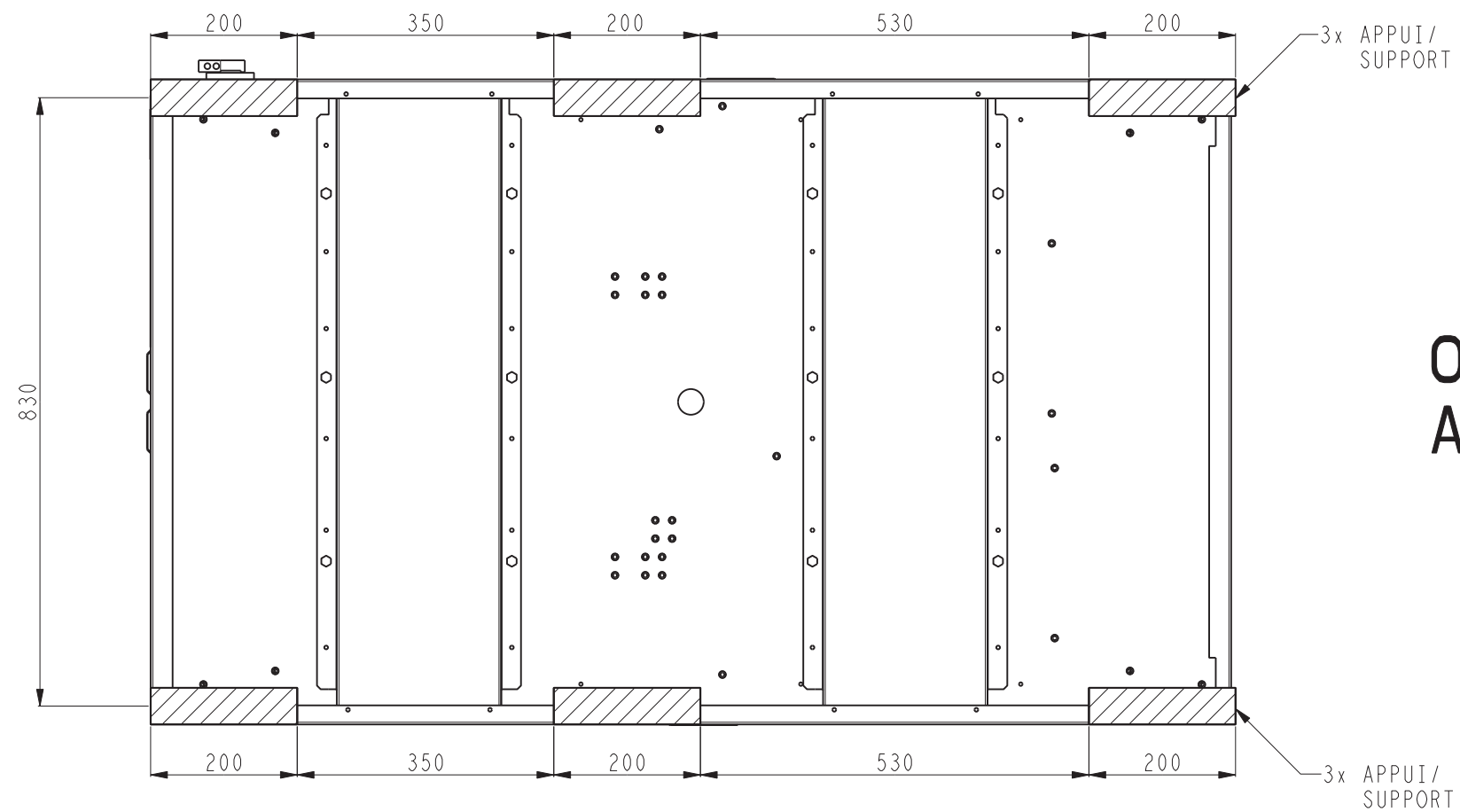


DETAIL B
ECHELLE 23:80

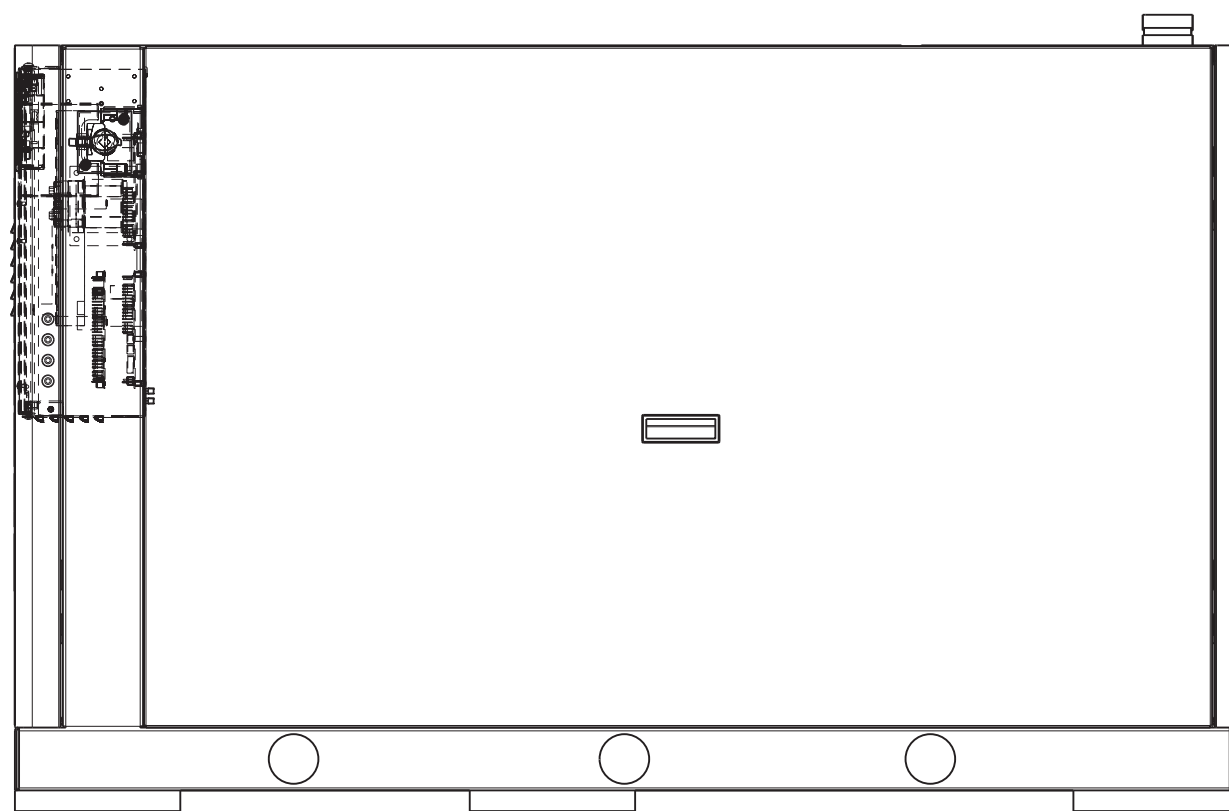



X (mm)	Y (mm)	Z (mm)
685±15	440±10	385±10


























TOLERANCE ±10	LGP 0180 - 0300		DATE	Feuille Sheet 2/4
	LG 0180 - 0300		17-Jul-2017	
00DCG000246900			Indice B	



OPTION PLOTS ANTIVIBRATION ANTI-VIBRATION MOUNTS OPTION



TOLERANCE ±10	LGP 0180 - 0300		DATE	Feuille Sheet 3/4 Indice B
	LG 0180 - 0300		17-Jul-2017	
		00DCG000246900		

	ENGLISH	FRANCAIS	GERMAIN	ESPAÑOL	ITALIANO
 →	COOLER	EVAPORATEUR	KALTWASSER	EVAPORADOR	EVAPORATORE
 →	CONDENSER	CONDENSEUR	CONDENSATOR	CONDENSADOR	CONDENSATORE
 →	N/A	N/A	N/A	N/A	N/A
 →	NA	NA	NA	NA	NA
 →	Safety relief valve	Soupape de sécurité	Verdampfer sicherheitsventil	Valvula de seguridad	Valvola di sicurezza
 →	NA	NA	NA	NA	NA
 →	NA	NA	NA	NA	NA
 →	NA	NA	NA	NA	NA
 →	NA	NA	NA	NA	NA
 →	NA	NA	NA	NA	NA
 →	NA	NA	NA	NA	NA
 →	NA	NA	NA	NA	NA
 →	Services clearances required	Espace nécessaire à la maintenance	Freiraum für wartung	Espacio necesario para servicio y mantenimiento	Spazio necessario per il servizio
 →	NA	NA	NA	NA	NA
 →	Electrical box	Coffret électrique	Schaltschrank	Caja electrica	Pannello elettrico
 →	Main disconnect switch	Interrupteur général	Haupttrennschalter	Interruptor de desconexión principal	Sezionatore general
 →	N/A	N/A	N/A	N/A	N/A
	Power supply unit recommend section wire (see IOM)	Raccordement électrique unité section recommandée (voir IOM)	Hauptelektrische anschluss querschnitt (IOM sehen)	Conexiones electricas unidade section recomendada (ver IOM)	Conezione elettrica de l'unità sezione racomandato(vedi IOM)
 →	Total operating weight standard unit	Poids total en fonctionnement de l'unité standard	Betriebsgewicht standard machine	Peso total en el funcionamiento una el estándar	Peso totale in funzionamento dell' unità standard
	Inlet water	Entrée eau	Wasser eintritt	Entrada agua	Entrata acqua
	Outlet water	Sortie eau	Wasser austritt	Salida agua	Uscita acqua
	Electrical supply entry	Entrée raccordement électrique	Strom Anschlüsse	Entrada cables electricos	Entrata cavi alimentazione
	NA	NA	NA	NA	NA
	Center of gravity	Centre de gravité	Maschinenschwerpunkt	Centro de gravedad	Centro di gravita
	Handling Rigging of the unit: the sizing of the rigging or lifting elements is the responsibility of the installer	Manutention de l'unité Le dimensionnement des éléments de manutention ou de levage sont sous la responsabilité du manutentionnaire	Anheben des geräts Der installateur ist für die dimensionierung der hebeelemente verantwortlich	Sostieniento de la unidad Las dimensiones de los elementos de sostieniento o levantamiento es responsabilidad de instalador	Sollevamento dell'apparechio La responsabilita del dimensionamento degli elementi di sistema di sollevamento e di pertinenza dell'installatore

TOLERANCE
±10LGP 0180 - 0300
LG 0180 - 0300DATE
17-Jul-2017Feuille
Sheet
4/4

00DCG000246900

B